



Bitte beachten Sie unsere Hinweise und Informationen zu Druckdaten auf der nächsten Seite!

Bei fehlerhaften Daten kann es zu Verzögerungen in der Druckvorstufe, sowie auch später im Versand kommen!

Bei Druck nach 4-c Euroskala benötigen wir ein farbverbindliches Proof. Wird dieses nicht mitgeliefert, erfolgt der Druck laut Daten und nach Standardrichtlinien.



<b>2020</b>		<b>Dezember</b>						
Woche	Montag	Dienstag	Mittwoch	Donnerstag	Freitag	Samstag	Sonntag	
49		<b>1</b>	<b>2</b>	<b>3</b>	<b>4</b>	<b>5</b>	<b>6</b>	
50	<b>7</b>	<b>8</b>	<b>9</b>	<b>10</b>	<b>11</b>	<b>12</b>	<b>13</b>	
51	<b>14</b>	<b>15</b>	<b>16</b>	<b>17</b>	<b>18</b>	<b>19</b>	<b>20</b>	
52	<b>21</b>	<b>22</b>	<b>23</b>	<b>24</b>	<b>25</b>	<b>26</b>	<b>27</b>	
53	<b>28</b>	<b>29</b>	<b>30</b>	<b>31</b>				
<b>2021</b>		<b>Januar</b>						
Woche	Montag	Dienstag	Mittwoch	Donnerstag	Freitag	Samstag	Sonntag	
53					<b>1</b>	<b>2</b>	<b>3</b>	
1	<b>4</b>	<b>5</b>	<b>6</b>	<b>7</b>	<b>8</b>	<b>9</b>	<b>10</b>	
2	<b>11</b>	<b>12</b>	<b>13</b>	<b>14</b>	<b>15</b>	<b>16</b>	<b>17</b>	
3	<b>18</b>	<b>19</b>	<b>20</b>	<b>21</b>	<b>22</b>	<b>23</b>	<b>24</b>	
4	<b>25</b>	<b>26</b>	<b>27</b>	<b>28</b>	<b>29</b>	<b>30</b>	<b>31</b>	
<b>2021</b>		<b>Februar</b>						
Woche	Montag	Dienstag	Mittwoch	Donnerstag	Freitag	Samstag	Sonntag	
5	<b>1</b>	<b>2</b>	<b>3</b>	<b>4</b>	<b>5</b>	<b>6</b>	<b>7</b>	
6	<b>8</b>	<b>9</b>	<b>10</b>	<b>11</b>	<b>12</b>	<b>13</b>	<b>14</b>	
7	<b>15</b>	<b>16</b>	<b>17</b>	<b>18</b>	<b>19</b>	<b>20</b>	<b>21</b>	
8	<b>22</b>	<b>23</b>	<b>24</b>	<b>25</b>	<b>26</b>	<b>27</b>	<b>28</b>	






# Important information about print data and their usability

## Templates

Please always use our current templates and the sizes / printing areas described in it. Layouts which differ from our measurements unfortunately can not be used.

Important: Please save the finished PDF without our template and without the sketch, so that only the motif and objects to be printed are included in the PDF.

For orientation you can send a preview including the calendar, but we need a PRINT-PDF without any objects, which are not printed.



## File formats

We always work with a print-optimized PDF.

Please save from the graphics and layout programs the file as a PDF / X4 with 3 mm bleed and cut marks.

The following file formats can not be used:


Word, PowerPoint, GIF, PNG, FreeHand, CorelDraw.



## Color mode and resolution

Make sure that the images used are created in CMYK color mode and have an image resolution of 300dpi.

Images with lower resolution may appear pixelated in print.



## Overprinting as graphic attribute

Frequently, elements in the document are unintentionally set on „overprint“. Please check your final PDF for incorrectly assigned overprint attributes. The overprint is an individual PDF-setting and therefore this can not be checked by us for correctness. You can preview your print results in Adobe Acrobat with the help of the output preview and the option Simulate overprinting

yellow and white text WITHOUT overprinting (intended printing)

yellow and white text WITH overprinting (wrong print result)




## Use of special colors / spot colors

Please make sure that you only add special colors such as HKS or PANTONE in the document if these are ordered in combination with an offset print. In the case of a digital print, the data must be set up according to 4c CMYK.

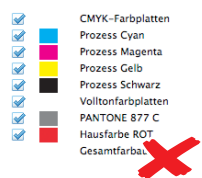
Special colors must also be named correctly and clear.

Information such as house color or light yellow is insufficient.

Order with 5c offset print, 4-color CMYK + spot color PMS 485



Order with 4c digital print

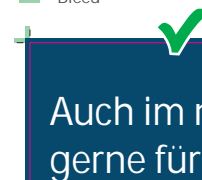


## Bleed

All-over-motifs always require a bleed of 3-5 mm.

Data without additional bleed can unfortunately not be used for printing, since otherwise undesirable white areas can occur. The bleed should be applied with at least 3 mm.

Correct Bleed  
— = Trim  
— = Bleed



Wrong Bleed  
— = Trim  
— = Missing Bleed

